



HOUSING APPLICATION GUIDE for Incoming FIRST YEAR STUDENTS

Check the Marywood website
for important Housing dates and deadlines

(570) 348-6236

reslife@marywood.edu

013 | Loughran Hall

ErezLife How To Guide

- Logging in to eRezLife
- Applying for Housing
- Updating your Roommate profile
- Searching for potential Roommates
- Creating a Roommate Group



How to Login to eRezLife and Your Next Steps

1. Go To: <https://marywood.erezlife.com>
2. Log in with your Marywood credentials NOTE:
username@marywood.edu (*this differs from your marywood email as there is no m. after the @ sign*) and your marywood You portal password
3. Once Logged in you will be directed to your Next Steps such as:
 - a. Complete your profile
 - b. Apply for Housing
 - c. Finish your profile

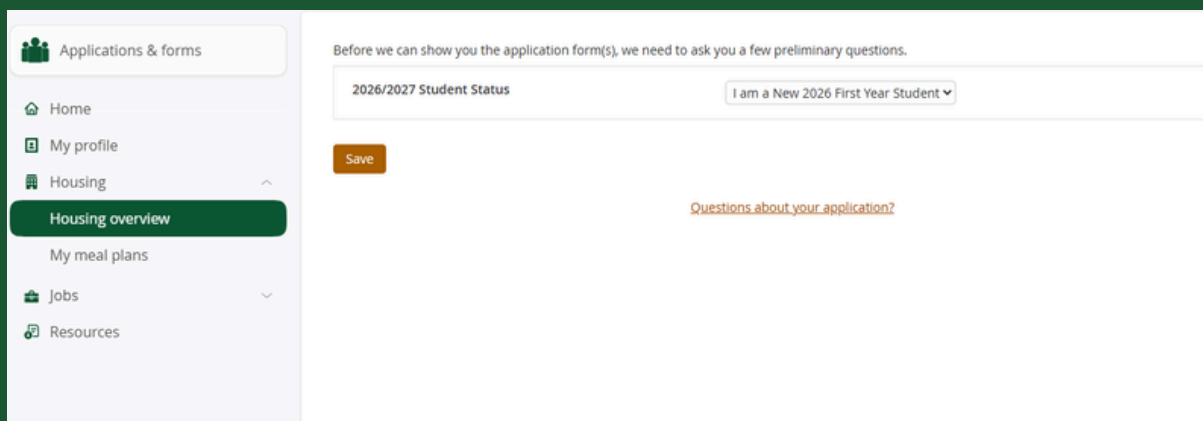


***Link to
eRezlife***



APPLY FOR HOUSING

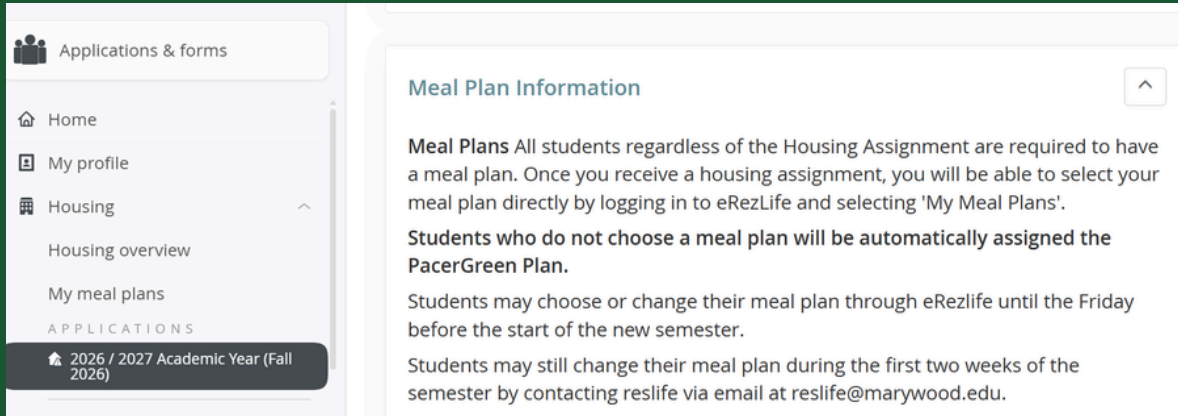
All housing application forms can be found under the housing overview tab. You will also see a recommended action to 'apply for housing'



Click the 'Apply Now' button next to the housing you are applying for. Proceed through and Complete all sections of the application.



The Application will also provide you with important information



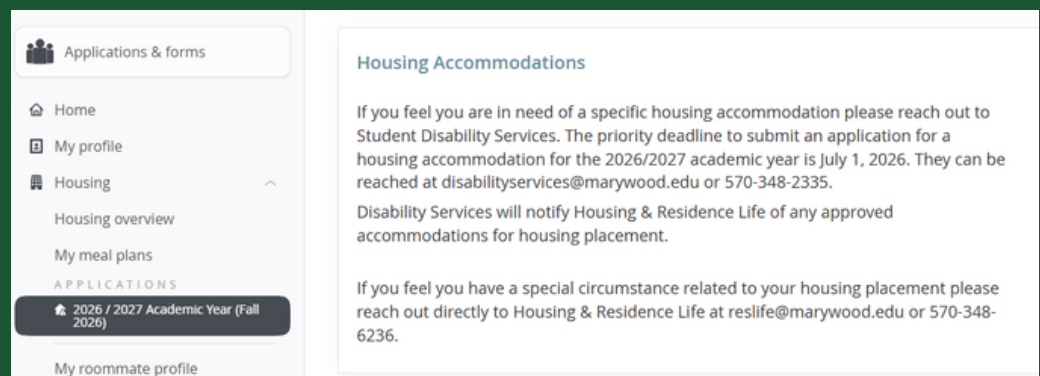
Meal Plans

First Year students may choose either the PacerGreen or the PacerGold meal plan. More information can be found on the Marywood Website.

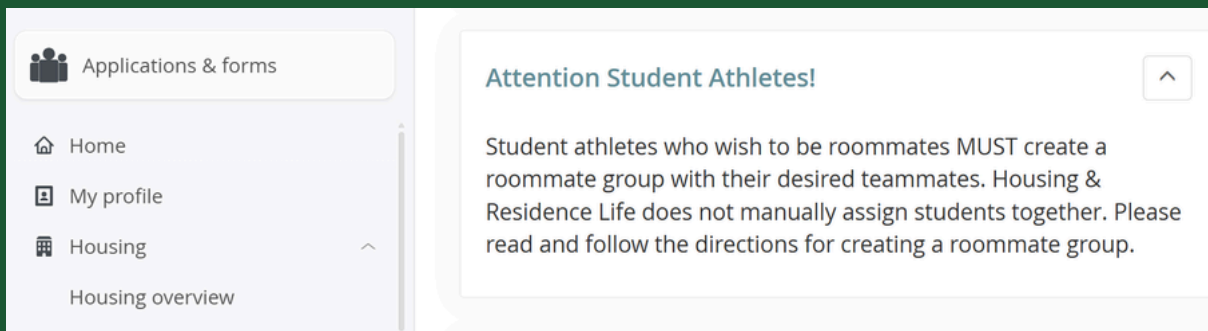
Meal Plans can be selected once you receive your Housing Assignment

Housing Accommodations

Student Disability Services will notify Housing and ResLife of all approved housing accommodations. These students will be assigned housing based on this approval.



Student Athlete information.

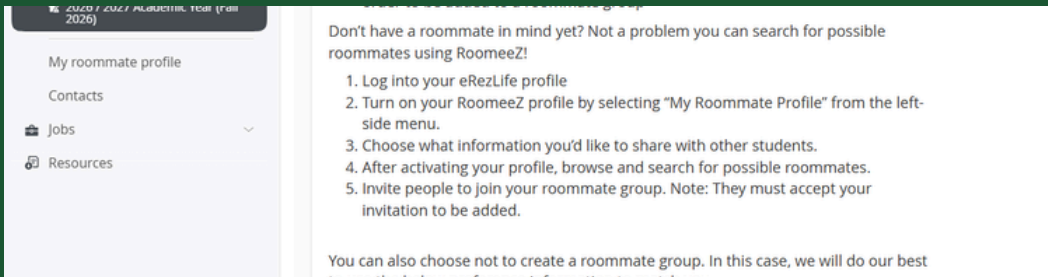


Housing & ResLife does not automatically place athletes together. Each student Athlete is responsible for creating their roommate group within eRezLife



Your Preferences Matter !

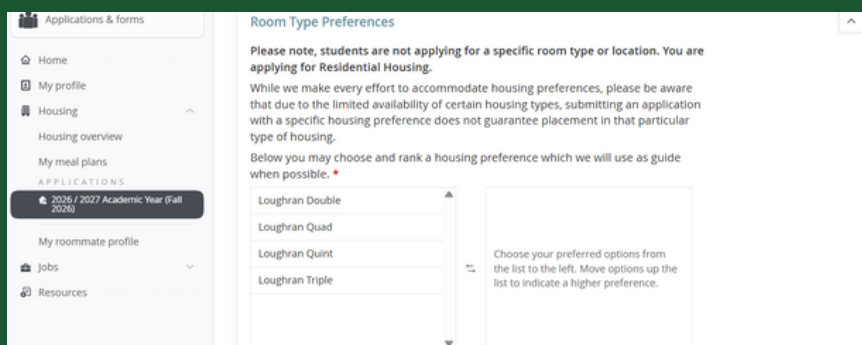
Your application will include a section to answer questions about what type of roommate would fit with you



Create and turn on your roommate profile



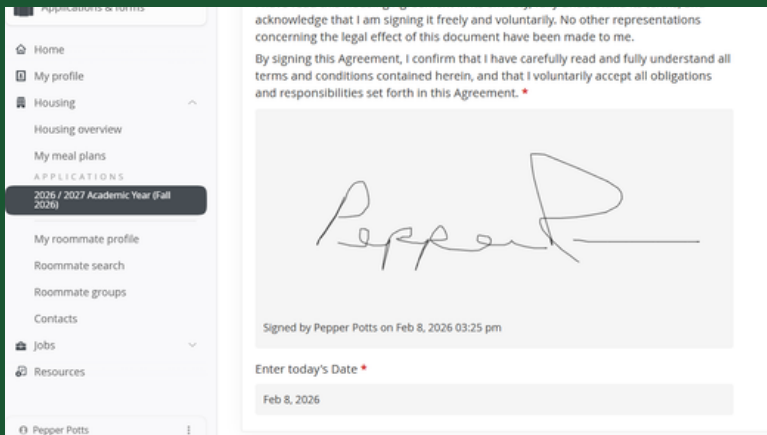
Select your preferred Room type. Drag and order them on the right.



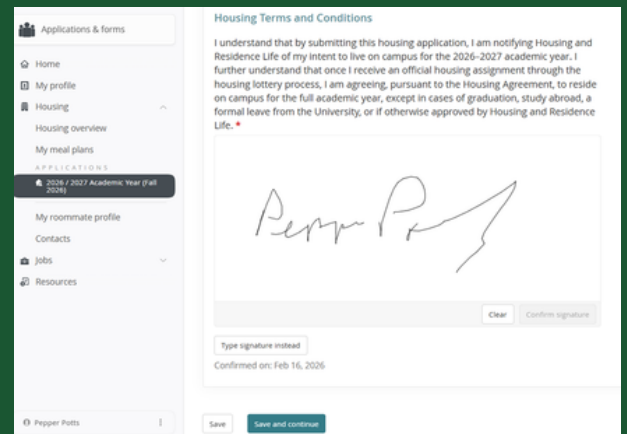
REMEMBER: Due to limited availability of certain housing types a specific preference does not guarantee placement in that type of housing.



Sign Your Housing Agreement



and the Terms and Conditions

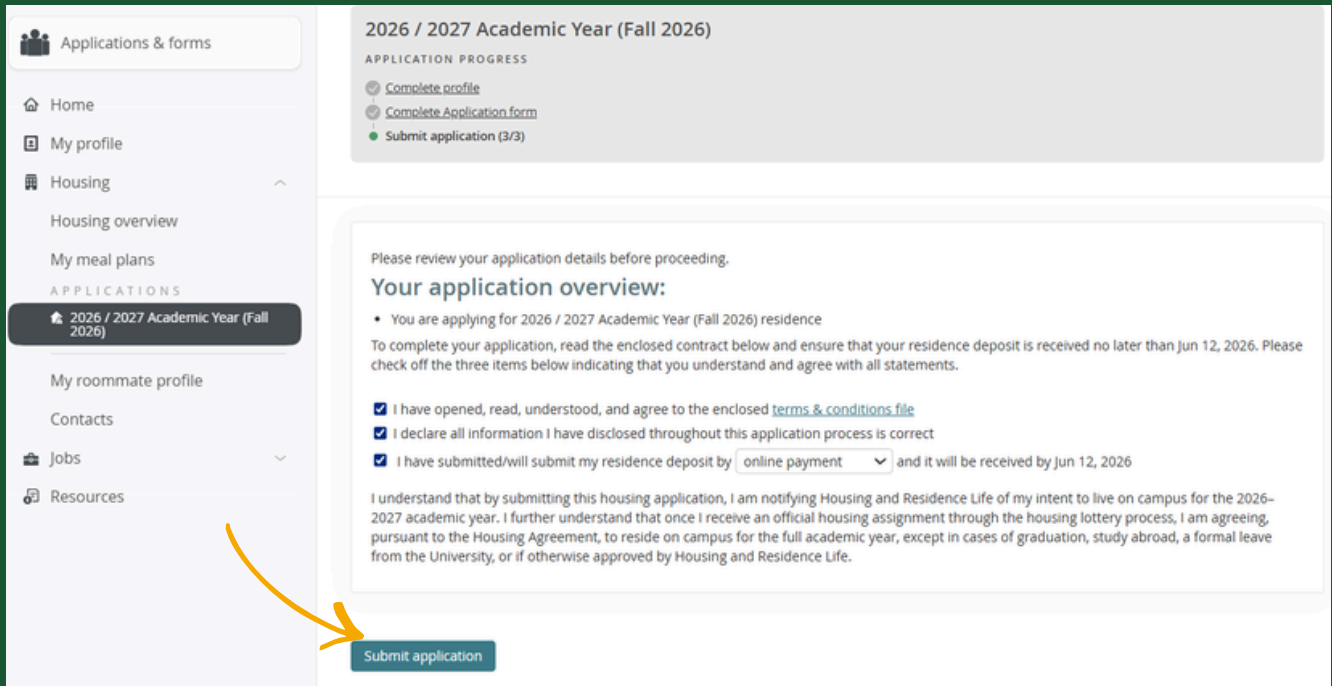


click save and continue

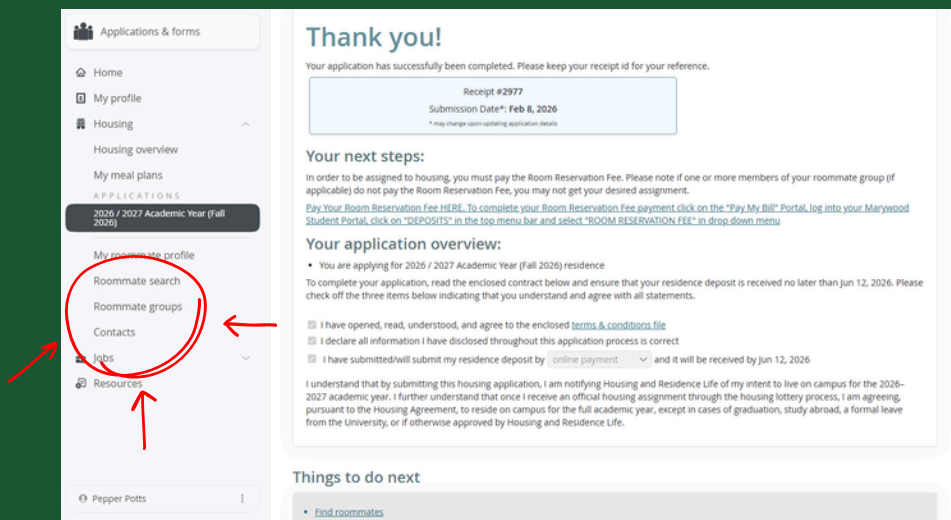
The Housing agreement is binding for the full academic year, Fall and Spring semesters.



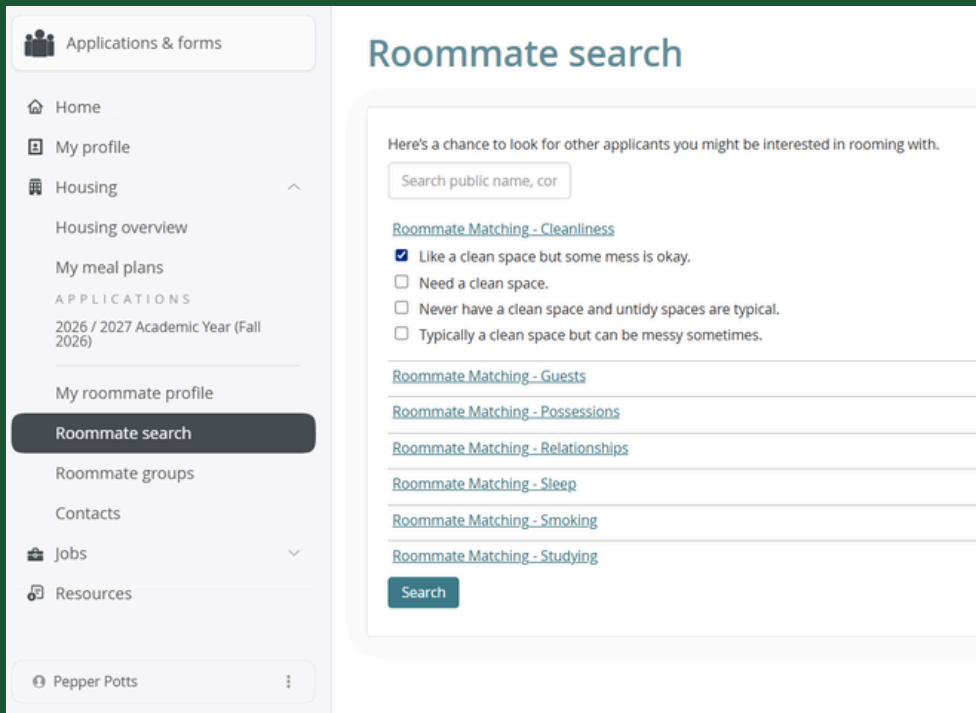
Check your application overview message, complete the final steps and then Submit your Application.



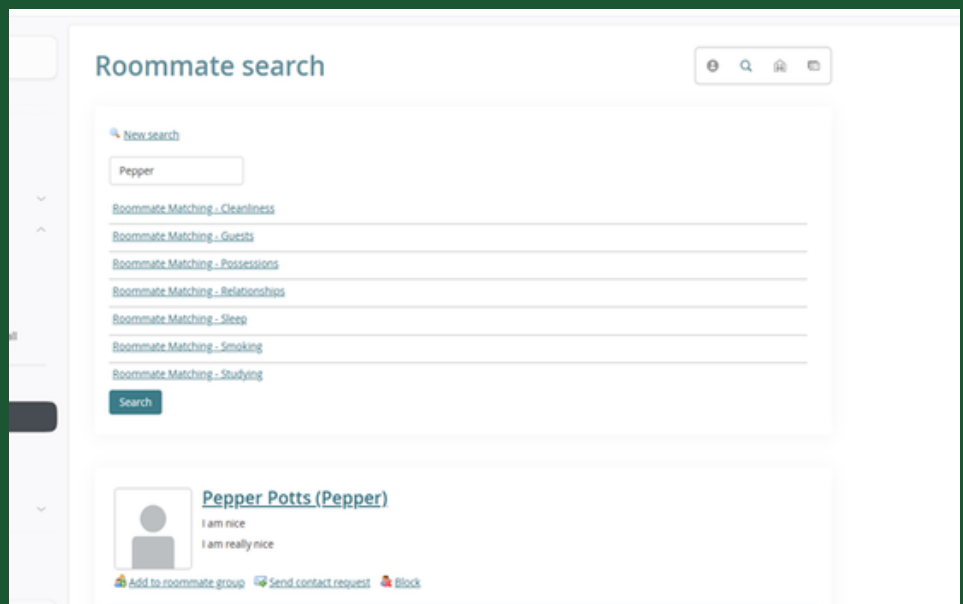
Once your application is submitted you now have the options to search for potential roommates and create a roommate group.



No Roommate in mind? Don't worry you can search for a potential match now. If no match comes up the first time keep looking. New applications are coming in every day!



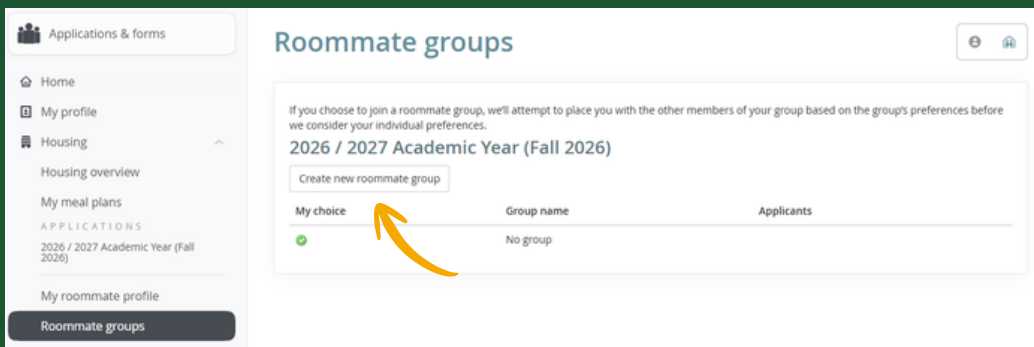
Your matches will populate here. Send them an email, send a contact request or invite them to your roommate group!



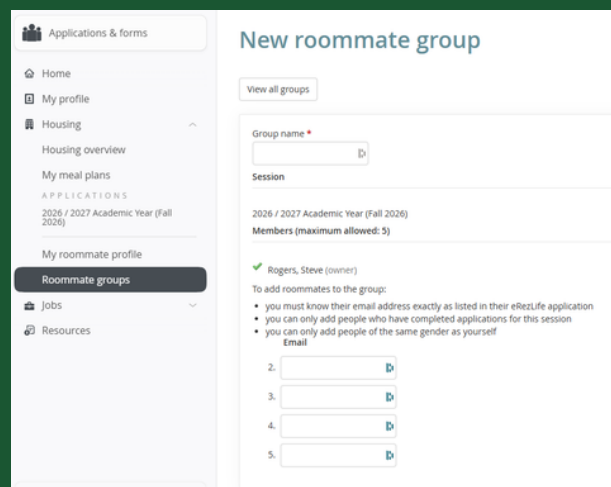
Found a match or know who you want to be roommates with?

Let's create a roommate group!

- Roommate groups are required if you want to live with a particular person.
- Your desired Roommate **MUST** have a completed Application.
- You need to know your desired roommates Marywood email address.
- **ONLY 1 member of a group makes a Roommate Group** - the other members accept the invitation to the group by clicking on "my choice" next to the roommate group in their profile.



Name your Group and find your friends with their Marywood email address.



(570) 348-6236

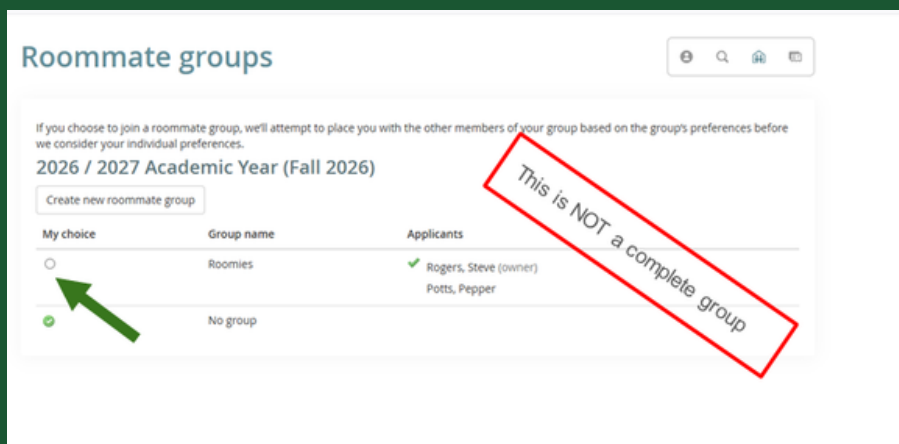
reslife@marywood.edu

013 | Loughran Hall



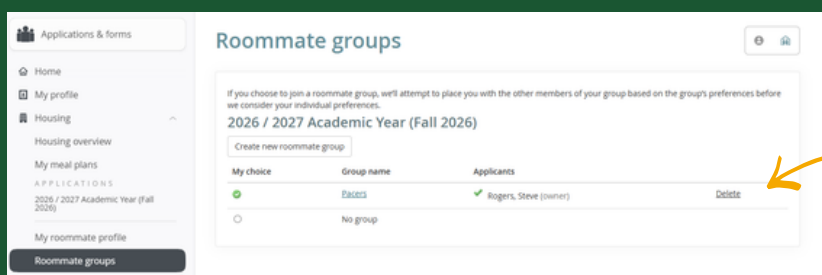
You MUST have a complete Roommate Group to be placed in Housing together. This means that 1 person creates the roommate group and adds their friends to their group.

Let's see what this looks like



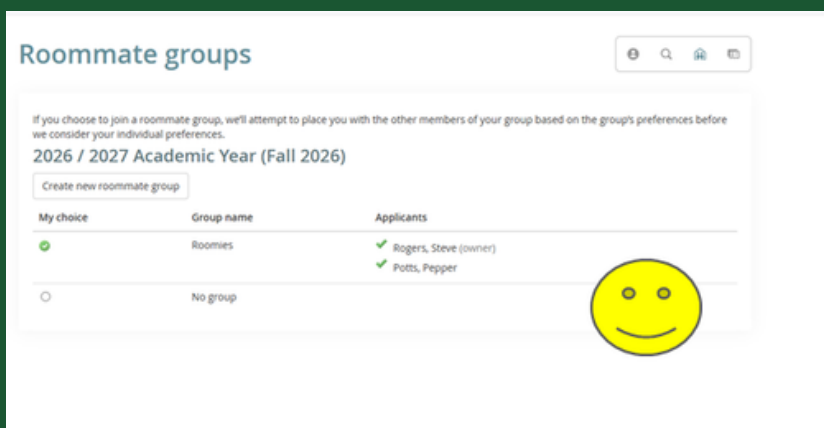
this group does not have a green check mark next to every name.

Each friend must log into their own eRezLife profile and choose that roommate group



Not a roommate group yet, only the owner is listed. Make sure you invite your friends.

All names must be listed and have a green check mark next to their name in the roommate group to be a complete group.



Some final points

- Check the Marywood website for important Housing dates and deadlines
- You can update and create Roommate groups or keep searching for a roommate up until the date the Applications Close!
- All students will be notified of their Housing assignment via their Marywood email.
- Check eRezLife for information about your new roommate(s). Get to know each other!
- Have Questions, please reach out to Housing and ResLife at, reslife@marywood.edu or 570-348-6236

